

1

Who is the Holy Spirit?

▶ FAITH FOCUS

The Holy Spirit is both God and a Person just as Jesus and God the Father are. Together the three Persons are the Trinity.

This lesson introduces the Holy Spirit. The Holy Spirit is not an abstract concept, a faceless force, or an “it.” He is a Person—just as God the Father and Jesus the Son are Persons. Together the three are the Trinity, one God in three Persons.

Your task, with God’s help, is to help kids discover the Holy Spirit as a Person who is God. Through this session, help kids discover who the Holy Spirit is and what He does. Through the Truth Verse, kids will find that the Holy Spirit has come to teach and remind us of God’s truth.

The Trinity and the personhood of the Holy Spirit may be hard to grasp. Your goal is to make this important teaching more concrete so the kids can begin to grasp it.

What better way to approach it than as an investigation? Just as forensic scientists seek for the truth, through this session, you and your kids will seek for truth about the Holy Spirit.

SESSION SUMMARY

TRUTH VERSE



John 14:26

The Counselor, the Holy Spirit, whom the Father will send in my name, will teach you all things and will remind you of everything I have said to you.

BIBLE STORIES



The Holy Spirit at Creation

(Genesis 1:1,2,26;
John 1:1–3)

**The Holy Spirit at Jesus’
Baptism** (Mark 1:9–11)

▶ Guess what?

This session is part of something bigger. The *Living in the Spirit* series includes sessions for discussion and teaching. Families can explore the Holy Spirit together.

PLANNING



SESSION SEGMENT	LED BY	PRINTABLES
Welcome		Session, 19 pages
Skit		
Truth Verse Activity		God's Fingerprints, 12 pages The Holy Spirit's Roles, 2 pages
Bible: The Holy Spirit at Creation		Attributes of God, 1 page Creation Pictures, 2 pages
Object Lesson		
Bible: The Holy Spirit at Jesus' Baptism		Jesus' Baptism, 2 pages
Truth Verse Game		
Altar Time		
Wrap-Up		
Review Questions		
Bonus Activity: Object Lesson and Snack		

➤ WELCOME

➤ SKIT

YOU WILL NEED

- Copy of skit for volunteer, page 4–6
- Rubber gloves
- Hairbrush
- Plastic bag
- Salad tongs
- Bible
- Scientist Sam costume (see sidebar note on page 4)

GETTING READY

- ✓ Recruit an adult or teen volunteer to play Scientist Sam.
- ✓ Make a copy of the skit for the volunteer.
- ✓ Hide the hairbrush at the front of the room.
- ✓ Have your volunteer put on the scientist costume, wear the rubber gloves, and carry the plastic bag and salad tongs.

➤ TRUTH VERSE ACTIVITY

YOU WILL NEED

- God's Fingerprints on pages 20–31
- Watch, clock, or timer with second hand
- The Holy Spirit's Roles on pages 32 and 33
- Masking tape or mounting putty

GETTING READY

- ✓ Print God's Fingerprints on pages 20–31.
- ✓ Print The Holy Spirit's Roles on pages 32 and 33.
- ✓ Hide God's Fingerprint Pages around the room so that kids can easily find them.

> BIBLE: THE HOLY SPIRIT AT CREATION

YOU WILL NEED

- The Holy Spirit's Roles from previous activity
- Attributes of God on page 34
- Creation Pictures on pages 35 and 36
- Bible
- Tape or mounting putty

GETTING READY

- ✓ Keep The Holy Spirit's Roles on display from the Truth Verse activity.
- ✓ Print the Attributes of God and Creation Pictures on pages 34–36.

> OBJECT LESSON

YOU WILL NEED

- Raw eggs
- Three clear glasses
- Towel (for any messes)
- Table

GETTING READY

- ✓ Place the Object Lesson items on a table.
- ✓ Practice cracking an egg and separating the white from the yolk, if needed.

> BIBLE: THE HOLY SPIRIT AT JESUS' BAPTISM

YOU WILL NEED

- Jesus' Baptism pictures on pages 37 and 38
- Tape or mounting putty

GETTING READY

- ✓ Print Jesus' Baptism pictures from pages 37 and 38.

> TRUTH VERSE GAME

> ALTAR TIME

YOU WILL NEED

- Trained altar workers (see pages 8–12 of the Introduction file on the **CD-ROM**)
- Worship music

GETTING READY

- ✓ Make sure your altar workers are trained (see pages 8–12 of the the Introduction file on the **CD-ROM**) and ready to assist.
- ✓ Choose a worship music CD or invite a pianist to play during today's altar time.

> WRAP-UP

YOU WILL NEED

- The Holy Spirit's Roles from earlier activity
- God's Fingerprint Pages from earlier activity

GETTING READY

None

> REVIEW QUESTIONS

> BONUS ACTIVITIES: OBJECT LESSON AND SNACK

YOU WILL NEED

- Banana for Object Lesson
- Plate
- Bananas (½ or one per kid)
- Drinks (one per kid)
- Napkins (one per kid)

GETTING READY

- ✓ Practice the banana splitting Object Lesson, if needed.

WELCOME



- Greet the kids and welcome them to this session of *Living in the Spirit*.
- Open the session with your usual kids' worship events—singing, prayer, and giving. Be sure to give kids an opportunity to participate.

SAY Today, we'll learn about the Holy Spirit. The Holy Spirit is God, just as Jesus and God the Father are God. He's also a Person. We'll learn a lot, and we'll have fun too!

SKIT



This skit will introduce kids to the truth that the Holy Spirit is God.

YOU WILL NEED

- Copy of skit for volunteer, page 4–6
- Rubber gloves
- Hairbrush
- Plastic bag
- Salad tongs
- Bible
- Scientist Sam costume (see note in sidebar below)

GETTING READY

- ✓ Recruit an adult or teen volunteer to play Scientist Sam.
- ✓ Make a copy of the skit for the volunteer.
- ✓ Hide the hairbrush at the front of the room.
- ✓ Have your volunteer put on the scientist costume, wear the rubber gloves, and carry the plastic bag and salad tongs.

Sam: *(Enter, dramatically looking for something. Look in a kid's ear, under a chair, in the Leader's hair, etc.)*

SAY Hello. May I help you?

Sam: *(Ignore Leader as if too caught up in the search.)* I just have to find it. It's a very important item.

SAY *(Walk over to Sam.)* Excuse me! Did you lose something? Perhaps we could help you find it.

Sam: I can't be bothered right now. I must find it before it's ruined.

SAY But who are you?

Sam: Sorry. I didn't mean to be rude. *(Turn to Leader briefly.)* I'm Scientist Sam. Pleased to meet you. *(Turn abruptly and continue to search.)*

SAY It's nice to meet you too. *(Pause.)* I think. Are you sure we can't help you?

NOTE

You may use a live actor or a puppet to play the role of Scientist Sam.

If you use a live actor for Scientist Sam, the costume is simple—a white lab coat or shirt, a bowtie, and black-rimmed glasses. A crazy wig is optional.

continued →

Sam: (“Find” hairbrush.) AHA! I found it! (Pick up hairbrush with salad tongs or fingertips.)

SAY You were looking for a hairbrush?

Sam: This is no ordinary hairbrush. It once belonged to one of the greatest scientists of all time—Albert Einstein.

SAY Wow! (pause) Wait, that’s Albert Einstein’s hairbrush?

Sam: Of course. (Hold up hairbrush triumphantly.) It’s a well-known fact that Einstein was not only a genius, but he had great hair.

SAY (Skeptically) Really? How do you know this hairbrush really belonged to Albert Einstein?

Sam: I bought this priceless piece of scientific history at a neighborhood garage sale. The family assured me it was the real thing.

SAY Maybe they just told you that so you would buy it.

Sam: Ah, but I’m a scientist, and I’m not easily fooled. I carefully checked the hairbrush for fingerprints.

SAY Fingerprints?

Sam: One moment. (Dramatically place hairbrush into plastic bag and seal it. Sigh with relief.) Yes, fingerprints. That’s why I am being so careful. I tested the fingerprints on the hairbrush and they belonged to Albert Einstein. I didn’t want to mess them up.

SAY That’s pretty interesting. So, fingerprints are the evidence that proves this hairbrush actually belonged to Albert Einstein.

Sam: The one and only. (Look at bag with hairbrush happily.) So, what are all of you up to? (Motion to the rest of the group.)

SAY We are investigating who the Holy Spirit is. And I think you just helped us figure out how we can do that. You said that you used evidence to prove this hairbrush belonged to Albert Einstein.

Sam: I sure did.

SAY We may not have fingerprints to help prove who the Holy Spirit is, but we can use a different tool that will provide plenty of proof.

(To group.) Guess what tool I’m talking about. I’ll give you clues. When you guess the answer, call it out.

→ Let the kids guess after each clue.

continued →

SAY It's a book. *(Pause.)*

This book is like no other book. *(Pause.)*

This book is called God's Word. *(Pause.)*

That's right, it's the Bible. *(Hold up a Bible.)* God's Word is the best tool that we can use to study and learn about the Holy Spirit.

SAY Thanks for your help, Sam.

Sam: No problem. Well, I must be on my way. I need to get this priceless artifact to its display case before I lose it again. Have fun with your investigation. Good-bye! *(Exit.)*

SAY I'm glad we ran into Sam. He helped us kick off our investigation, but now we have to get to work if we're going to discover who the Holy Spirit is. Are you ready? *(Allow responses.)* Then, let's get started.

▶ TRUTH VERSE ACTIVITY



Kids will be introduced to the Truth Verse.

YOU WILL NEED

- God's Fingerprint Pages on pages 20–31
- Watch, clock, or timer with second hand
- The Holy Spirit's Roles on pages 32 and 33
- Masking tape or mounting putty

GETTING READY

- ✓ Print God's Fingerprint Pages on pages 20–31.
- ✓ Print The Holy Spirit's Roles on pages 32 and 33.
- ✓ Hide God's Fingerprint Pages around the room so that kids can easily find them.

SAY Everyone look at your fingertips. Your fingerprints are like nobody else's. Our fingerprints are unique, just like each of us. In fact, you can be identified by your fingerprints. Even identical twins have slightly different fingerprints.

SAY God is like no one else. He has unique traits that are His and His alone. God the Father, God the Son, and God the Holy Spirit share those unique traits. Why? Because they are One God, even though they are three Persons.

→ Invite twelve volunteers to come to the front of the room.

SAY There are several fingerprints hidden around this room. I need each volunteer to find one page with a fingerprint on it and bring it to the front of the room. There's one page for each volunteer. You have one minute to find them all. Ready, set, go!

→ Allow the volunteers one minute to find all the fingerprints.

→ Count down the last few seconds.

→ When all the pages are found, have the volunteers hold them at the front of the room.

SAY These pages have the words to our Truth Verse on them. They also have numbers. Let's put them in number order and see what our Truth Verse says.

→ Help the volunteers stand in order at the front of the room.

SAY Let's read the Truth Verse together.

→ Lead the group in saying the Truth Verse aloud.

→ Break down the verse into sections and repeat it several times.

SAY This verse is something Jesus said. He was telling His followers about the Holy Spirit. Jesus promised to send the Holy Spirit to help us live for God. And He told His followers two things the Holy Spirit would do—teach them

TRUTH VERSE




John 14:26

The Counselor, the Holy Spirit, whom the Father will send in my name, will teach you all things and will remind you of everything I have said to you.

NOTE



If you have a small group, invite six volunteers instead. Have each volunteer find two fingerprints instead of one. Have them tape the pages to the front wall rather than hold them.



NOTE

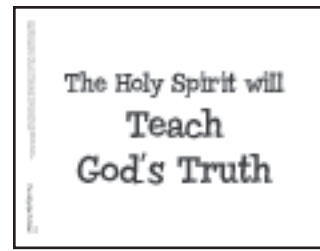


If there is a police officer in your congregation, invite the officer to visit and fingerprint one or more of the kids.

continued →

God's truth and help them remember that truth.

- Display The Holy Spirit's Roles, pages 32 and 33.
- Repeat "Teach God's truth" and "Remember God's truth" several times with the group.
- Leave The Holy Spirit's Roles on display for the remainder of the session.



➤ BIBLE: THE HOLY SPIRIT AT CREATION



Kids will discover how the Holy Spirit participated in creation.

YOU WILL NEED	GETTING READY
<input type="checkbox"/> The Holy Spirit's Roles from previous activity <input type="checkbox"/> Attributes of God on page 34 <input type="checkbox"/> Creation Pictures on pages 35 and 36 <input type="checkbox"/> Bible <input type="checkbox"/> Tape or mounting putty	<input checked="" type="checkbox"/> Keep The Holy Spirit's Roles on display from the Truth Verse activity. <input checked="" type="checkbox"/> Print the Attributes of God and Creation Pictures on pages 34–36.

SAY So far, we've discovered that the Holy Spirit is God. He has the same traits, or fingerprints, as God. That means He has all power. He knows everything. He is everywhere at the same time. And He is eternal. He has no beginning and He will never end.

SAY And we've discovered two things God the Holy Spirit helps us with.

What are the two things Jesus said that God the Holy Spirit would help us do? (*Teach us God's truth and help us remember that truth.*)

➔ Point to The Holy Spirit's Roles as you lead the kids in answering your question.

SAY Let's go to the Bible, the source of our evidence about the Holy Spirit, and see what else we can learn.

We'll start at the beginning. Since the Holy Spirit is eternal, He was around before the very beginning, before creation.

But in the Book of Genesis, we can read about how God the Father, Jesus, and the Holy Spirit created all our universe.


➔ Display Creation Picture 1, the unformed world.

➔ Read Genesis 1:1,2.

"In the beginning God created the heavens and the earth. Now the earth was formless and empty, darkness was over the surface of the deep, and the Spirit of God was hovering over the waters."

SAY It says that the earth was empty and had no form. But God's Spirit was there, ready for creation to begin. Remember, the Holy Spirit is God so He was everywhere, helping with the creation of our world.

➔ Hold up fingers as you count off the days of creation.

BIBLE STORY 

The Holy Spirit at Creation
(Genesis 1:1,2,26; John 1:1–3)

All power
Knows everything
Everywhere
Eternal

TIP 

It's important for kids to understand that Bible stories come from the Bible. Be sure to open your Bible and refer to it during the Bible stories.



continued ➔

SAY The Holy Spirit was part of the creation. He was there on the first day when God said, “Let there be light.” What is the opposite of light? (*darkness*) On the first day of creation, God made daylight and dark night.

He was there on the second day when God made something blue that we see when we look up outside. What did God make? (*The sky*)

The Holy Spirit was there on the third day when the land and sea were separated and plants filled the earth.

He was there on the fourth day when God made lights for the sky. What lights do you see in the sky? (*The sun, the moon, and all the stars.*) God made all these on the fourth day of creation.

The Holy Spirit was there on the fifth day when God made living creatures to fill the sky and the water. What did God make on the fifth day? (*Birds and water creatures.*)

He was there on the sixth day when animals were created. What else did God create on the sixth day? I’ll give you a clue, they were like me and you. (*people*)

→ Display Creation Picture 2, Adam and Eve.



SAY God the Holy Spirit was a special part of the creation of people.

→ Read Genesis 1:26.

“Then God said, ‘Let us make man in our image, in our likeness, and let them rule over the fish of the sea and the birds of the air, over the livestock, over all the earth, and over all the creatures that move along the ground.’”

SAY God said, “Let *us* make man, or people, in our image and likeness.”

Who do you think He was talking to? (*Jesus and the Holy Spirit.*)

SAY The Holy Spirit is One of the *us* who created men and women. He is God. He has been around since before the beginning of creation.

SAY He is eternal. He has always been and He will always be. He is everywhere at the same time. He knows everything. And He has all power.

→ Point to The Holy Spirit’s Roles as you lead the kids in answering your question.

SAY All three Persons of God were involved with creation—God, continued

the Father; Jesus, who is God the Son; and the Holy Spirit. The three Persons together are the Trinity, God in three Persons.

▶ OBJECT LESSON



Kids will discover that the Holy Spirit is part of the Trinity.

YOU WILL NEED

- Raw eggs
- Three clear glasses
- Towel (for any messes)
- Table

GETTING READY

- ✓ Place the Object Lesson items on a table.
- ✓ Practice cracking an egg and separating the white from the yolk, if needed.

SAY The Trinity is a difficult idea to understand. But I have something that might help you understand the Trinity.

→ Hold up an egg.

SAY What is this? (*Allow responses.*)

How many parts are there to an egg? (*Three—the shell, the egg white, and the yolk.*)

→ Crack the egg and separate the egg white and yolk into two different clear glasses. Place the shell in the third glass.

→ Show the group the three different parts of the egg.



SAY If one of these parts was missing, would it still be an egg? No, all three parts are needed to form a complete egg. An egg needs all three of its parts to be an egg.

Just as the egg is made up of three parts but is one egg, so God is one God who is made up of three Persons—God the Father, God the Son, and God the Holy Spirit.

→ Point to the three different parts of the egg.



SAY Now these three parts of the egg can be separated and used in different ways. They can't think or agree on anything.

But the three Persons of God can't be separated. They each have different roles and jobs to do, but they are never truly separated. They always agree on everything, and they always work together. They are three Persons, but one God.

▶ BIBLE: THE HOLY SPIRIT AT JESUS' BAPTISM



Kids will discover that the Holy Spirit and the other two members of the Trinity were clearly present at Jesus' water baptism.

YOU WILL NEED

- Jesus' Baptism pictures on pages 37 and 38
- Tape or mounting putty

GETTING READY

- ✓ Print Jesus' Baptism pictures from pages 37 and 38.

SAY Who were the three Persons who created the world and everything else? (*God the Father, Jesus the Son, and the Holy Spirit.*)

What do we call the three Persons who are one God? (*The Trinity*)

SAY The story of creation tells us about the Holy Spirit and the Trinity. The Bible has another great story that tells us that the Holy Spirit is God, one Person of the Trinity. That is the story of Jesus' baptism in water.

The New Testament tells us that John the Baptist was teaching people how to live for God. He was baptizing the people who chose to live for God.

Who can tell me what the word *baptize* means? (*To have a church leader dip you under the water and bring you back up.*)

SAY Jesus came to the Jordan River where John was baptizing people. John baptized Jesus in water.

As Jesus was coming up out of the water, He saw heaven open. The Holy Spirit came down on Him like a dove, and a voice came from heaven: "You are my Son, whom I love; with you I am well pleased."

→ Display Jesus' Baptism, page 37.

SAY This gives us very clear evidence of the three Persons of the Trinity. They were all present in one place.

Where was Jesus, God the Son? (*Being baptized in water.*)

How did God the Father show that He was there? (*He spoke from heaven.*)

How did God the Holy Spirit appear? (*Like a dove who came down and rested on Jesus.*)

BIBLE STORY



The Holy Spirit at Jesus' Baptism
(Mark 1:9–11)



continued →

SAY The Holy Spirit is God, just as Jesus and God the Father are God. The Holy Spirit knows everything, has all power, is everywhere at the same time, and has no beginning and no end.

The Holy Spirit has the power and knowledge to help us at any place and any time we need His help.

→ Display Jesus' Baptism, page 38.



SAY The Holy Spirit is available to help us now, just as He was in Bible times. We can go to Him for strength, wisdom, and guidance. He can help us live for God. The Holy Spirit teaches us and reminds us what God has said to us.

→ Point to The Holy Spirit's Roles as you say the last sentence.

▶ TRUTH VERSE GAME



Kids will review the Truth Verse by playing a game.

- SAY** What two things does our Truth Verse tell us that the Holy Spirit does? (*He teaches us God's truth and helps us remember that truth.*)
- Point to The Holy Spirit's Roles as you lead the kids in repeating "Teach God's truth" and "Remember God's truth."
- SAY** Let's all say our Truth Verse together a few times.
- Lead the group in saying the Truth Verse a few times in unison.
 - If you left the Truth Verse words on display, point to them as you say them.
- SAY** Now let's play a game to help us remember this verse. We'll play Pop-Up Verse. We'll start on the front row with the very first person.
- Point at the first person in the front row.
- SAY** The first person will stand up and say the first word of the Truth Verse and sit back down. The next person will stand and say the next word, and so on. We will do this all the way through until everyone has had a chance to play. If we get to you and you don't know what to say, just put your hands up and we will all help you by saying the next word.
- Are you all ready? (*Group response*)
- Lead the kids in playing the game through several times.
 - You may have the kids try to see how fast they can go to make it more interesting.
- SAY** This verse reminds us of several things about the Holy Spirit. It reminds us that He is our Helper, and it reminds us that He is God.
- Since this verse is Jesus talking and mentions both the Holy Spirit and God the Father, we know that there are three different Persons who make up God. The three Persons who are one God are called the Trinity.
- And it reminds us that the Holy Spirit teaches us God's truth and reminds us of that truth.

TRUTH VERSE



John 14:26

The Counselor, the Holy Spirit, whom the Father will send in my name, will teach you all things and will remind you of everything I have said to you.

TIP



Display the Truth Verse on the God's Fingerprint Pages from the Truth Verse Activity. This will help the kids review the verse.

> ALTAR TIME



Kids will spend time talking to God and learning to listen to Him.

YOU WILL NEED	GETTING READY
<input type="checkbox"/> Trained altar workers (see pages 8–12 of the Introduction file on the CD-ROM) <input type="checkbox"/> Worship music	<input checked="" type="checkbox"/> Make sure your altar workers are trained (see pages 8–12 of the the Introduction file on the CD-ROM) and ready to assist. <input checked="" type="checkbox"/> Choose a worship music CD or invite a pianist to play during today's altar time.

SAY We've been talking about who the Holy Spirit is and what He does. One of His jobs is to let us know when we've done things wrong or are about to do something wrong. We've all made wrong choices. But Jesus never made a wrong choice. Jesus lived a perfect life with the help of the Holy Spirit. If we ask Jesus to live in our heart and life, He will forgive our wrong choices.

→ Give opportunity here for those who don't know Jesus to accept Him as their Savior and Lord.

SAY If you've asked Jesus to come and live in your heart and life, the Holy Spirit is with you. He'll help guide you in everything you do. And just because we've asked Jesus to forgive us for the things we've done wrong doesn't mean we'll never do anything wrong again. We need to learn to listen to the Holy Spirit.

SAY If you want to come forward, you can, but let's all spend some time listening to the Holy Spirit and worshipping God.

→ Spend a few moments quietly as you and the kids practice listening for God's voice.

→ You may begin with this prayer or your own prayer:

Dear God the Father, thank You for loving us. Thank You for helping us understand that You are One God, even though You are Three Persons. Thank You for sending Your Son, Jesus, so we could be saved. Thank You for sending the Holy Spirit to teach us and to remind us of Your truth. Holy Spirit, we invite You to teach us every day. Help us remember what God has said to us in the Bible. We love You. Amen.

→ Be sensitive to what God is doing. Don't feel like you have to rush or slow down this time. God is the best timekeeper.

→ If you have kids in the audience who are disrupting the altar time, be prepared to take them to a different area.

→ When appropriate, conclude your time together.

SALVATION



At every Altar Time, give kids an opportunity to accept Jesus as Lord and Savior. See "How to Lead a Child to Christ" from page 10 of the Introduction file on the **CD-ROM**.

➤ WRAP-UP

3

Kids will review and wrap up the session.

YOU WILL NEED	GETTING READY
<input type="checkbox"/> The Holy Spirit's Roles from earlier activity	None
<input type="checkbox"/> God's Fingerprint Pages from earlier activity	

- SAY** You've done an excellent job discovering who the Holy Spirit is. Let's review our Truth Verse one more time.
- ➔ Lead the group in saying the Truth Verse in unison.
- SAY** Great job! What are the two main ways the Holy Spirit can help you?
- ➔ Point to The Holy Spirit's Roles pages as you lead the kids in repeating "Teach God's truth" and "Remember God's truth."
- SAY** I don't know about you, but I feel like I know a lot more about the Holy Spirit than I did when we started.
- SAY** Let's look for the Holy Spirit as He is active in our lives this week. Thanks so much for coming today, everyone. I look forward to seeing each of you next time!



John 14:26

The Counselor, the Holy Spirit, whom the Father will send in my name, will teach you all things and will remind you of everything I have said to you.

▶ REVIEW QUESTIONS



Help kids review what they have learned.

SAY Wow! We've discovered a lot of new things today. Let's see how much you remember. I'll ask a question and give you two possible answers. When I ask, "What do you think?" shout out your answer as loud as you can.

1. How many Persons are in the Trinity? One or three?
What do you think?

(Allow responses.) The answer is three.

2. Who hovered over creation? Jesus or the Holy Spirit?
What do you think?

(Allow responses.) The answer is the Holy Spirit.

3. Which Person of the Trinity showed up as a dove? God the Son, Jesus, or God the Holy Spirit?

(Allow responses.) The answer is God the Holy Spirit.

4. Which Person of the Trinity said, "This is my Son"? God the Father or God the Holy Spirit? What do you think?

(Allow responses.) The answer is God the Father.

5. When will the Holy Spirit go away? Tomorrow or never?
What do you think?

(Allow responses.) The answer is never.

6. How does the Holy Spirit help us? Does He teach us God's truth or help us remember that truth?

(Allow responses.) The answer is both. The Holy Spirit both teaches us God's truth and helps us remember that truth.

SAY You all remembered a lot of things from our investigation. Give yourselves a hand.

→ Have the group clap for themselves.

SAY It's great to know we have the Holy Spirit on our side to help us live for God.

TIP



Use these questions with your favorite review game ideas.

▶ BONUS ACTIVITIES: OBJECT LESSON AND SNACK



YOU WILL NEED

- Banana for Object Lesson
- Plate
- Bananas (½ or one per kid)
- Drinks (one per kid)
- Napkins (one per kid)

GETTING READY

- ✓ Practice the banana splitting Object Lesson, if needed.

This object lesson and snack remind kids that the Holy Spirit is one Person of the Trinity. He is God.

SAY Did you know that bananas can be used to remind us about the Holy Spirit? (*Allow responses.*)

Remember that the Holy Spirit is one Person of the Trinity. How many Persons are in the Trinity? (*three*)

Do you think I can split this banana into three equal parts with just my finger? (*Allow responses.*)

- Carefully peel the banana about halfway.
- Gently push your finger into the top center of the banana. It will divide into three parts.
- Hold up each of the three banana sections as you name each part of the Trinity.

SAY Remember, the Holy Spirit is God, just as God the Father and Jesus the Son are God. Together they are the Trinity, three Persons, but only one God.

- Pray over the snack.
- Give each kid a napkin, a drink, and a half or whole banana.

TIP



Safety Note: Be sensitive to kids in your group who may have food allergies.

TIP



Try this fun idea. Tell the kids to take a bite of banana, but don't chew it. Then they can use their tongue to push the banana against their teeth and split the banana into three parts in their mouth.



The Counselor,



the Holy Spirit,



whom the Father



will send



in my name,



will teach you



all things



and will



remind you



of everything



I have said to you.



John 14:26

(NIV)



The Holy Spirit will Teach God's Truth

The Holy Spirit helps us Remember God's Truth

**All power
Knows everything
Everywhere
Eternal**







